

## Class A Checklist Tractor Semi-Trailer or Truck & Trailer or Bus & Trailer

### In-Vehicle/Engine Start

- \*AIR OR \*HYDRAULIC BRAKE CHECK  
**\*Automatic failure if not performed correctly**
- PARKING & TRAILER BRAKE CHECK
- SERVICE BRAKE CHECK
- LIGHTING INDICATORS
- EMERGENCY EQUIPMENT
- WINDSHIELD & TRAFFIC MONITORING DEVICES
- WIPERS & WASHERS
- HEATER & DEFROSTER
- HORN(S)

### Lights Operations Check

- ALL EXTERNAL LIGHTS (Not Including Reverse Lights)

### Front of Vehicle/Engine Area

- LENSES
- FLUID LEVELS
- FLUID & AIR LEAKS
- STEERING SYSTEMS

### Steering Axle

- TIRES
- RIMS
- LUG NUTS
- SPRINGS/MOUNTS & AIR BAGS & SHOCKS
- BRAKE LINES OR HOSES & LEAKS
- BRAKE CONTAMINATES

### Side of Vehicle

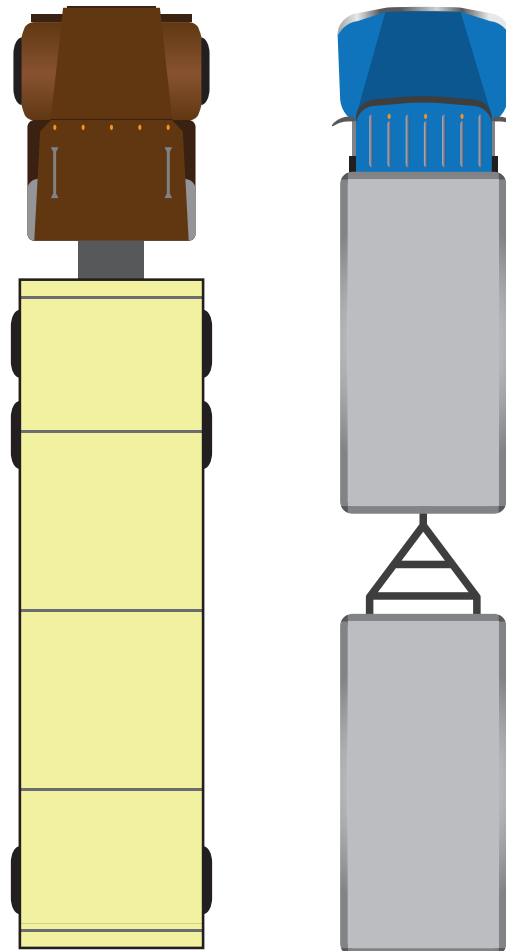
- LENSES & REFLECTORS
- TRAFFIC MONITORING DEVICES
- BATTERY
- FUEL TANK(S)/DEF TANK
- FRAME(S)

### Combination Vehicles Only

- AIR & ELECTRIC LINES & CONNECTORS
- FIFTH WHEEL SKID PLATE OR PINTLE HOOK OR TOW HITCH
- KINGPIN & APRON & GAP OR DRAWBAR RING & TONGUE OR COUPLER & TONGUE
- LOCKING & SAFETY DEVICES

### Trailer Only

- LANDING GEAR & CLEARANCE
- REFLECTIVE TAPE REAR OF TRAILER
- LENSES & REFLECTORS



### Passenger and School Bus Only

- PASSENGER ENTRY & LIFT
- EMERGENCY EXITS
- PASSENGER SEATING
- PASSENGER MONITORING DEVICES

### School Bus Only

- STUDENT LIGHTS (FRONT & BACK)
- STOP ARM(S) & SAFETY ARM
- FIRST AID & BODY FLUID KITS

**You are only required to inspect the items on the CDL Vehicle Inspection checklist.** You may use this checklist for your test and check off items as you have completed them, **NO** additional markings or writing may be placed on this list. You **MUST** name, point to and/or touch and fully explain what you are inspecting each safety critical item for. If you do not do so, you will not get credit for the item(s).

## Class B or Class C Checklist Straight Truck or Other Straight Vehicle

### In-Vehicle/Engine Start

- \*AIR OR \*HYDRAULIC BRAKE CHECK  
**\*Automatic failure if not performed correctly**
- PARKING & TRAILER BRAKE CHECK
- SERVICE BRAKE CHECK
- LIGHTING INDICATORS
- EMERGENCY EQUIPMENT
- WINDSHIELD & TRAFFIC MONITORING DEVICES
- WIPERS & WASHERS
- HEATER & DEFROSTER
- HORN(S)

### Lights Operations Check

- ALL EXTERNAL LIGHTS (Not Including Reverse Lights)

### Front of Vehicle/Engine Area

- LENSES
- FLUID LEVELS
- FLUID & AIR LEAKS
- STEERING SYSTEMS

### Steering Axle


- TIRES
- RIMS
- LUG NUTS
- SPRINGS/MOUNTS & AIR BAGS & SHOCKS
- BRAKE LINES OR HOSES & LEAKS
- BRAKE CONTAMINATES

### Side of Vehicle

- LENSES & REFLECTORS
- TRAFFIC MONITORING DEVICES
- BATTERY
- FUEL TANK(S)/DEF TANK
- FRAME(S)

### Rear of Vehicle

- LENSES & REFLECTORS



**You are only required to inspect the items on the CDL Vehicle Inspection checklist.** You may use this checklist for your test and check off items as you have completed them, **NO** additional markings or writing may be placed on this list. You **MUST** name, point to and/or touch and fully explain what you are inspecting each safety critical item for. If you do not do so, you will not get credit for the item(s).

## Class B or Class C Checklist Passenger or School Bus

### In-Vehicle/Engine Start

- \*AIR OR \*HYDRAULIC BRAKE CHECK  
**\*Automatic failure if not performed correctly**
- PARKING & TRAILER BRAKE CHECK
- SERVICE BRAKE CHECK
- LIGHTING INDICATORS
- EMERGENCY EQUIPMENT
- WINDSHIELD & TRAFFIC MONITORING DEVICES
- WIPERS & WASHERS
- HEATER & DEFROSTER
- HORN(S)

### Lights Operations Check

- ALL EXTERNAL LIGHTS (Not Including Reverse Lights)

### Front of Vehicle/Engine Area

- LENSES
- FLUID LEVELS
- FLUID & AIR LEAKS
- STEERING SYSTEMS

### Steering Axle


- TIRES
- RIMS
- LUG NUTS
- SPRINGS/MOUNTS & AIR BAGS & SHOCKS
- BRAKE LINES OR HOSES & LEAKS
- BRAKE CONTAMINATES

### Side of Vehicle

- LENSES & REFLECTORS
- TRAFFIC MONITORING DEVICES
- BATTERY
- FUEL TANK(S)/DEF TANK
- FRAME(S)

### Rear of Vehicle

- LENSES & REFLECTORS



**You are only required to inspect the items on the CDL Vehicle Inspection checklist.** You may use this checklist for your test and check off items as you have completed them, **NO** additional markings or writing may be placed on this list. You **MUST** name, point to and/or touch and fully explain what you are inspecting each safety critical item for. If you do not do so, you will not get credit for the item(s).