



Class B or Class C Checklist Passenger or School Bus

In-Vehicle/Engine Start

AIR OR HYDRAULIC BRAKE CHECK

Automatic Failure If Not Performed Correctly

- PARKING & TRAILER BRAKE CHECK
- SERVICE BRAKE CHECK
- LIGHTING INDICATORS
- EMERGENCY EQUIPMENT
- WINDSHIELD & TRAFFIC MONITORING DEVICES
- WIPERS & WASHERS
- HEATER & DEFROSTER
- HORN(S)



Passenger & School Bus Only

- PASSENGER ENTRY & LIFT
- EMERGENCY EXITS
- PASSENGER SEATING
- PASSENGER MONITORING DEVICES

"Remember, every great driver started as a beginner. Keep learning, keep growing, and soon you'll be the one others look up to."



Lights Operations Check

ALL EXTERNAL LIGHTS (Not Including Reverse Lights)

Front of Vehicle/Engine Area

- LENSES
- FLUID LEVELS FLUID & AIR
- LEAKS STEERING SYSTEMS



Steering Axle

- TIRES
- RIMS
- LUG NUTS
- SPRINGS/MOUNTS & AIR BAGS &
- SHOCKS BRAKE LINES OR HOSES &
- LEAKS BRAKE CONTAMINATES

You are only required to inspect the items on the CDL Vehicle Inspection checklist. You may use this checklist for your test and check off items as you have completed them, **NO** additional markings or writing may be placed on this list. You **MUST** name, point to and/or touch and fully explain what you are inspecting each safety critical item for. If you do not do so, you will not get credit for the item(s).

Side of Vehicle

- LENSES & REFLECTORS
- TRAFFIC MONITORING DEVICES
- BATTERY
- FUEL TANK(S)/DEF TANK FRAME(S)

Rear of Vehicle

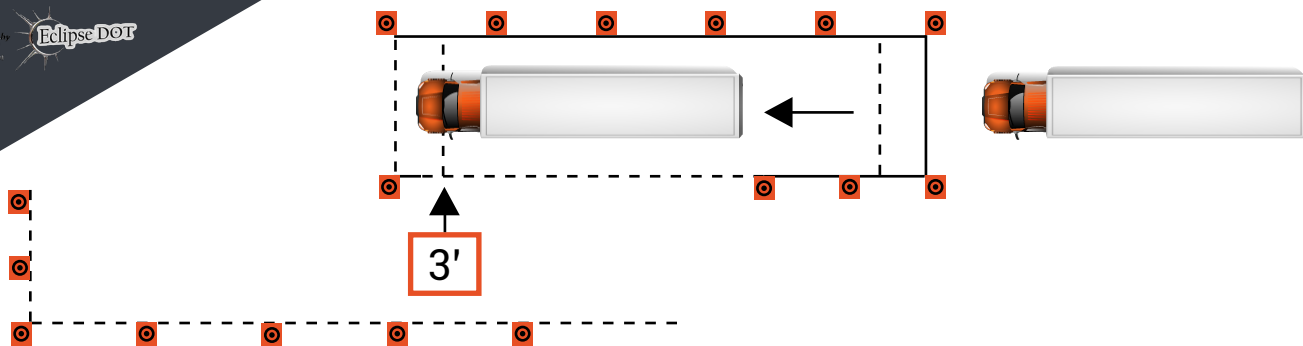
- LENSES & REFLECTORS



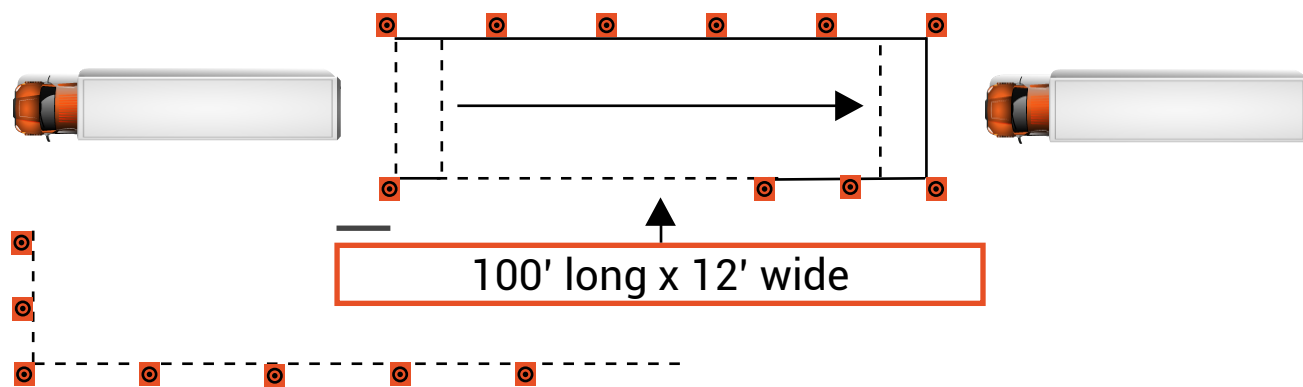
ACCELERAPTOR CDL



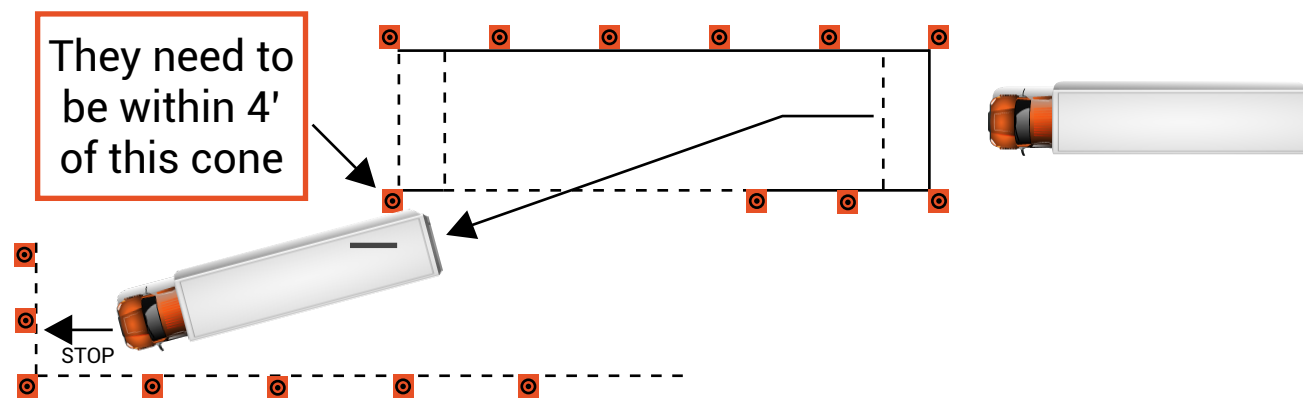
Forward Stop



Straight Line Back



Forward Off Track



Reverse Offset Backing

